

ESAS/Austraclear NZ System.

Changes to New Zealand Daylight Saving Time for 2007/2008.

As you are aware the NZ Government has extended New Zealand Daylight Saving. Daylight Saving will now commence on the last Sunday in September at 2:00am and will finish on the first Sunday in April in the following year at 3:00am, with the change being effective from September 2007.

For the ESAS-Austraclear system, this requires updates/patches to the application servers at the RBNZ, which are currently being installed and tested. In addition, updates/patches are also required on PC's that connect to those servers, this includes patches to Microsoft Windows XP (or other operating systems) and in particular the Java Runtime Environment (JRE). For many users, these changes will have already been made or scheduled as they are most likely required for other applications and/or as part of the normal desktop updating policy. However these updates are required for the ESAS-Austraclear system to avoid time related issues during the extended Daylight Saving periods i.e. between the new earlier start date and the existing start date, as well as the existing end date and the new extended end date.

Members are urged to make sure that their desktops have been updated with the New Zealand Daylight Savings patches to both JRE and their Operating System (e.g. Microsoft XP) before daylight saving commences on 30 September 2007. These patches are most likely to be controlled and installed by your IT Department or desktop administrator and we urge you to seek verification that they have been implemented. These patches must be installed on every PC that will run the new ESAS/Austraclear NZ System.

Information and updates are available from the relevant suppliers and authorities.

http://www.dia.govt.nz/diawebsite.nsf/wpg_URL/Services-Daylight-Saving-Index?OpenDocument (NZ daylight saving information).

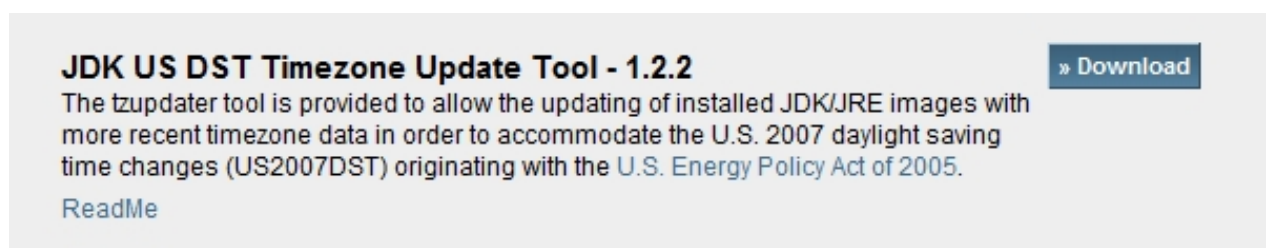
<http://support.microsoft.com/kb/933360> (Microsoft update for XP).

<http://java.sun.com/javase/downloads/index.jsp> (SUN update for java, or refer to Java Update Instructions below).

Java Runtime Environment (JRE) – NZ Daylight Savings Update Instructions.

Go to: <http://java.sun.com/javase/downloads/index.jsp>

Click download next to the item listed as "JDK US DST Timezone Update Tool – 1.2.2"




JDK US DST Timezone Update Tool - 1.2.2 [» Download](#)

The tzupdater tool is provided to allow the updating of installed JDK/JRE images with more recent timezone data in order to accommodate the U.S. 2007 daylight saving time changes (US2007DST) originating with the U.S. Energy Policy Act of 2005.

[ReadMe](#)

You will then be asked to sign-in. If you do not already have a Sun Online account, you will need to register. There is no cost associated with registration.


Sun Downloads
Search >


Login

Download Center
 Username

Password

Login »


- [Forgot Username or Password ?](#)
- [Register Now](#)
- [Why Register?](#)


Your Selection:
Java SE Timezone Updater 1.2.2, Download

To continue, please log in with your Sun Online Account (Download Center, MySun, SunSolve, etc.). If you don't have an account, please [Register](#).

[Contact](#) | [About Sun](#) | [News](#) | [Employment](#) | [Privacy](#) | [Terms of Use](#) | [Trademarks](#) | Copyright 1994-2007 Sun Microsystems, Inc.

Once logged in, you will be presented with the next screen. You must accept the license before you can download the update.


Sun Downloads
Search >

Download

Download Center
 - [Update Account](#)
 - [Log Out](#)



Java SE Timezone Updater 1.2.2

NOTE:
We highly recommend using Sun Download Manager (SDM), as it lets you pause, resume, and restart your download while ensuring a successful download experience. Just select the files you want to download, then click the "Download Selected with Sun Download Manager" button to automatically install and start SDM. Alternately, click directly on the links in the file list to download through your browser. For any download problems or questions, please see the [Download Center FAQ](#).
How long will the download take?[t](#)

Required: You must accept the license agreement to download the product.

[Accept License Agreement](#) | [Review License Agreement](#)
 [Decline License Agreement](#)

Download selected with Sun Download Manager Easily manage your downloads (pause, resume, restart, verify). » [Learn more](#)

Platform - Java SE Timezone Updater 1.2.2			
<input checked="" type="checkbox"/>			
<input type="checkbox"/>		Java SE Timezone Updater 1.2.2	tzupdater-1_2_2-2007g.zip 466.90 KB

Download selected with Sun Download Manager Easily manage your downloads (pause, resume, restart, verify). » [Learn more](#)

Notes

- If you don't complete your download, you may return to the Download Center anytime, sign in, then click the "Download/Order History" link on the left to continue.
- For Customer Service, contact [Download Center Customer Service](#).

➔ **Important:** New Zealand DST changes have been included from version 1.2.1
 Versions prior to this do not include the New Zealand DST changes.

Once downloaded, extract the tzupdater.jar file and copy the file to the following locations depending on your configuration; for example C:\Program Files\Java\jre1.5.0_12\bin

It is important that when running the tzupdater tool that you run the commands below from the directory (listed above) that is used for the RBNZ ESAS / Austraclear application; for example C:\Program Files\Java\jre1.5.0_12\bin

Run the command using the following syntax to first see if your JAVA needs the update:
java -jar tzupdater.jar -t (-t is for test only. No changes are made)

This will run through a series of tests and will report whether the test succeeded or failed for a large number of different time zones. It may also report time zones that were not found. This is normal. If

at the end of the test it states that "Validation tests failed", then you need to run the utility. If none of this is displayed and the java utility simply exits with no errors, then your JAVA is up to date already.

To update the timezones, run the following command.

```
java -jar tzupdater.jar -u -v -bc -f (-u runs the update, -v is for verbose, -f is for force, -bc resolves Sun Alert 102836)
```

If successful, you should see something similar to:

```
Validating the new time zone data . . . done.  
Time zone data update is complete.
```

If you run the utility once again with the -t switch, it should just exit without reporting any problems or errors. If so then you are done.

If you require further information or require assistance, then please contact the RTGS HelpDesk on +64 4 471 3918